


Prosilica GT

1930



- Versatile temperature range for extreme environments
- Latest Sony CMOS sensor
- PTP and PoE
- P-Iris and DC-Iris lens control

Description

2.4 Megapixel CMOS camera for extreme environments - GigE Vision#

Prosilica GT1930 is a 2.4 Megapixel camera with a Gigabit Ethernet interface (GigE Vision#). GT1930 incorporates the latest Sony IMX174 CMOS global shutter sensor providing excellent monochrome and color image quality. GT1930 is a rugged camera designed to operate in extreme environments. GT1930#offers Precise iris lens control allowing users to fix the aperture size to optimize depth of field, exposure, and gain without the need for additional control elements. #

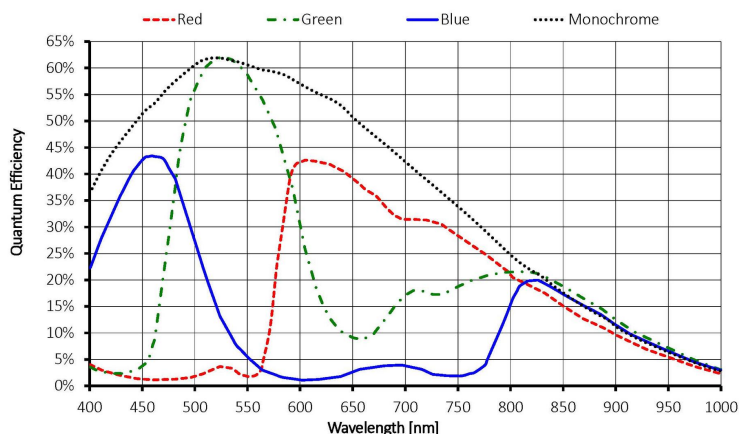
Options:

- Various IR cut/pass filters

Specifications

Prosilica GT	1930
Interface	IEEE 802.3 1000BASE-T, IEEE 802.3af (PoE)
Resolution	1936 × 1216
Sensor	Sony IMX174
Sensor type	CMOS Progressive
Cell size	5.86 μm
Lens mount	C-Mount, CS-Mount
Max frame rate at full resolution	50 fps
ADC	12 bit
On-board FIFO	128 Mbyte
Output	
Bit depth	12 bit
Mono modes	Mono8, Mono12Packed, Mono12
Color modes YUV	YUV411Packed, YUV422Packed, YUV444Packed
Color modes RGB	RGB8Packed, BGR8Packed

Prosilica GT	1930
Raw modes	BayerRG8, BayerRG12
General purpose inputs/outputs (GPIOs)	
TTL I/Os	1 input, 2 outputs
Opto-isolated I/Os	1 input, 2 outputs
RS-232	1
Operating conditions/dimensions	
Operating temperature	-20°C ... +65°C Housing temperature
Power requirements (DC)	PoE, or 7-25 VDC
Power consumption (@12 V)	3.5 W (PoE) / 2.9 W @ 12 VDC
Mass	211 g
Body dimensions (L × W × H in mm)	86 × 53 × 33 (including connectors, w/o tripod and lens)
Regulations	CE, FCC Class A, RoHS (2011/65/EU)



Features

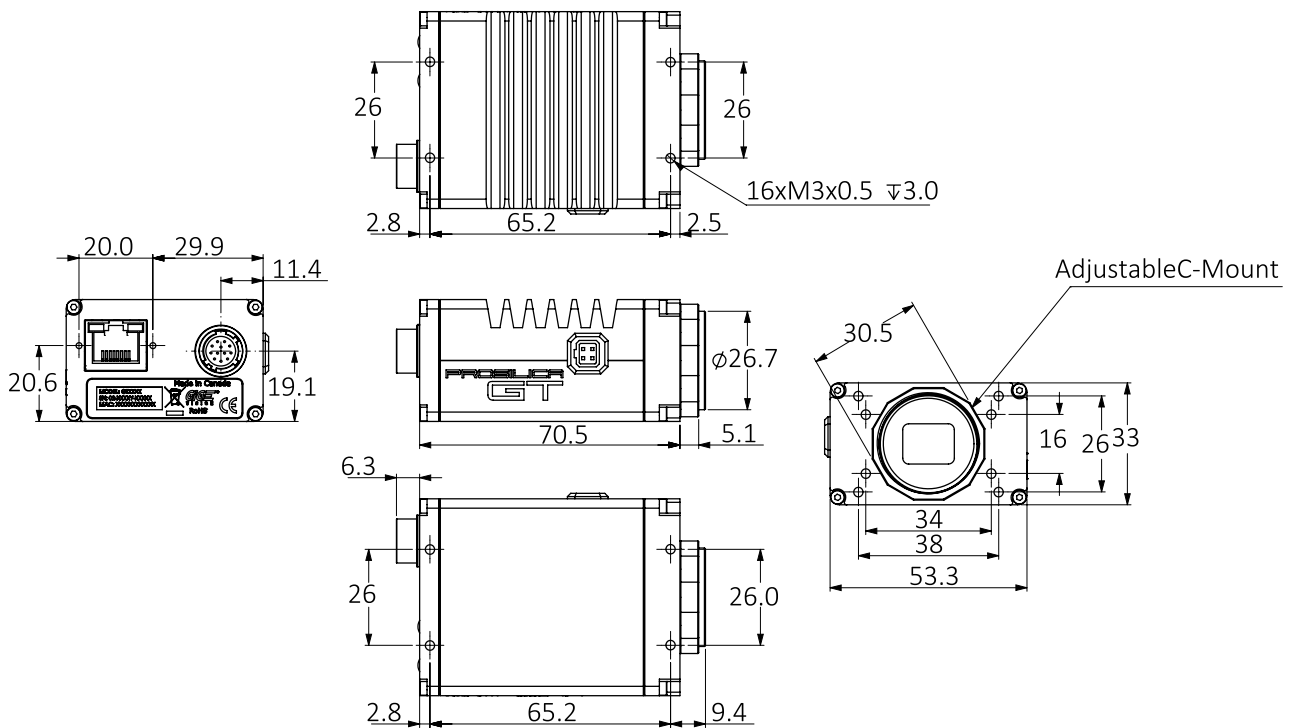
Prosilica GT1930 features include:

- Precision Time Protocol (IEEE 1588)
- Camera temperature monitoring
- P-Iris and DC-Iris lens control
- ROI, separate ROI for auto features
- Binning



- Decimation
- ReverseX/Y
- Auto gain (manual gain control: 0 to 40 dB)
- Auto exposure
- Auto white balance
- LUTs (look-up tables)
- Gamma
- Hue, saturation, color correction
- StreamBytesPerSecond (easy bandwidth control)
- Stream hold
- Sync out modes: Trigger ready, input, exposing, readout, imaging, strobe, GPO
- Event channel
- Chunk data
- Storable user sets

Technical drawing



Applications

Prosilica GT1930 is ideal for a wide range of applications including:



- Outdoor imaging
- Traffic imaging / ITS
- Public security and surveillance
- Industrial inspection
- Machine vision
- Military and space applications